

## Captivating Style

Our boats aren't just meant for getting you on the water, they're crafted to make a statement. We believe in defying convention with bold, captivating styles that turn heads wherever you go. From the sleek lines of the exterior to the luxurious appointments within, every detail is meticulously designed to reflect your unique personality.

But the beauty doesn't stop there. We understand that your boat is an extension of yourself, which is why we offer unparalleled customization. Choose from a spectrum of striking color palettes and spray lines for your gel coat, flooring, interior, and even logo badges and tower accents. Personalize every detail to create a masterpiece that reflects your taste and sets you apart.

## Unrivaled Audio

Prepare to be captivated by sound. Our industry-exclusive audio system, meticulously custom-designed for the acoustics of our boats, isn't just an afterthought - it's a concert on water. Twenty-two high-performance speakers strategically placed throughout the vessel deliver crystal-clear audio, ensuring every passenger gets the perfect listening experience, from bow to stern.

But it's not just about power. With active DSP integration, our system intelligently tunes itself to your boat's unique environment, eliminating noise and distortion for unmatched clarity. Whether you're cruising at speed or anchored for a party, this system adapts to deliver powerful, immersive sound that will leave you breathless.

## SUPRA BOATS

Discover the Supra difference. Explore our website for more information.  
SupraBoats.com



	SV	SA	SL	SE
<b>LENGTH OVERALL</b>	21'10"	22'5"	23'5"	24'5"
<b>LENGTH W/ PLATFORM</b>	24'0"	24'7"	25'7"	26'7"
<b>LENGTH ON TRAILER</b> <small>NO TRAILER LADDER</small>	27'2"	27'8"	28'6"	29'6"
<b>HEIGHT ON TRAILER</b> <small>TOWER UP</small>	11'5"	11'7"	11'7"	11'11"
<b>HEIGHT ON TRAILER</b> <small>TOWER DOWN RACKS OFF</small>	8'0"	8'2"	8'2"	8'5"
<b>SEATING</b>	15	16	17	18
<b>WIDTH</b>	102"	102"	102"	102"
<b>WIDTH OF TRAILER</b> <small>GUIDE POLES REMOVED</small>	102"	102"	102"	102"
<b>FUEL CAPACITY</b>	60 Gal	67 Gal	73 Gal	83 Gal
<b>BALLAST STANDARD</b>	3,800 Lbs	4,100 Lbs	4,000 Lbs	4,700 Lbs
<b>WEIGHT BOAT ONLY</b>	6,100 Lbs	6,450 Lbs	6,450 Lbs	6,750 Lbs
<b>WEIGHT W/ TRAILER</b>	7,700 Lbs	8,250 Lbs	8,250 Lbs	8,550 Lbs
<b>WEIGHT CAPACITY</b>	2,300 Lbs	2,200 Lbs	2,500 Lbs	2,800 Lbs
<b>DRAFT</b>	28"	28"	28"	29"
<b>ENGINE</b>	400/450/575	400/450/575	400/450/575	450/575



As the official tow boat of the Pro Wakeboard Tour, Supra Boats has a long and storied history of powering the world's top wakeboarders and wakesurfers. The Supra name is synonymous with excellence in the sport, and our partnership with the Pro Wakeboard Tour underscores our commitment to supporting the growth and development of wakeboarding and wakesurfing. Visit [ProWakeboardTour.com](http://ProWakeboardTour.com)

**SUPRA BOATS**  
2025

## Precision With Performance

Supra goes beyond raw power, it's a balance of harmony between control, strength and detail. The Indmar Raptor engine will get you there, without hesitation. But the oversized rudder, dual stern thrusters and electric steering assist all give you the control and precision handling of a sports car on the water. In the open water or in tight maneuvers you are always in full control. Pair that with the ability to dial in your surf and wakeboard wake to the finest detail using our patented AutoWake technology, an industry exclusive system that gives you the ultimate control of you wave, without any confusion or delay. Your day on the water is unforgettable when you are on a Supra.



## Elevated Experience

Step aboard a Supra and experience a world of luxury on the water. From the moment you step foot on deck, you'll be enveloped in comfort and convenience. Our power-fold Bimini provides shade at the touch of a button, white heated and cooled seats ensure your comfort in any weather. The powered captain's seat offers ultimate control and adjustability, and our Chill Tech vinyl keeps you cool and comfortable even on the hottest days. With Supra, every detail is designed to elevate your boating experience and create lasting memories.






# SV

Ballast **3,800 LBS** Capacity **15 Persons**

ENGINE OPTIONS: 400/450/575




Whether it's a day spent cruising with family or an afternoon shredding with friends, the SV is your key to unlocking unforgettable experiences on the water. Don't be fooled by its size – the SV is a Supra through and through, offering premium performance, unmatched versatility, and exceptional standard features.



# SA

Ballast **4,100 LBS** Capacity **16 Persons**

ENGINE OPTIONS: 400/450/575



The all-new SA retains the core values that have made it a legend: unwavering performance, unmatched quality, and a commitment to pushing boundaries. But this year, it boasts a fresh design, enhanced functionality, and cutting-edge technology. It's the perfect blend of heritage and innovation, crafted for champions and weekend warriors alike.

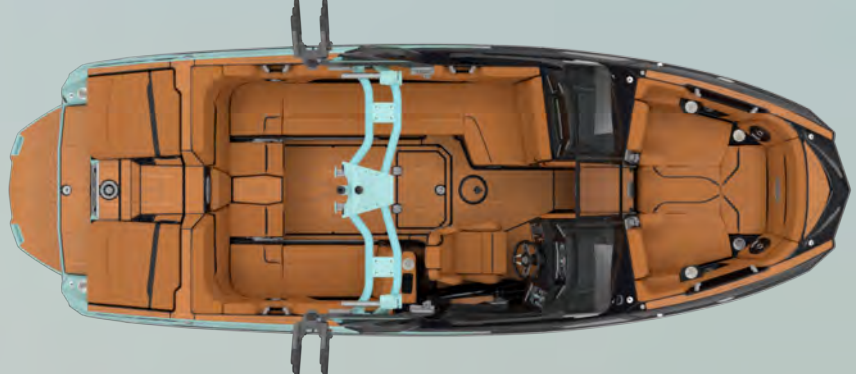
The Official Tow Boat of the Pro Wake Tour.



# SL

Ballast **4,000 LBS** Capacity **17 Persons**

ENGINE OPTIONS: 400/450/575



Craving a boat that seamlessly blends exhilarating performance with luxurious comfort? The SL strikes the perfect balance between agility and expansive room within the interior. It's the ideal choice for those who desire a touch more space without sacrificing the exhilarating performance that defines a Supra.



# SE

Ballast **4,700 LBS** Capacity **18 Persons**

ENGINE OPTIONS: 450/575



The SE redefines luxury. Step inside a meticulously designed interior adorned with premium materials, plush seating that cradles you in comfort, and expansive space for entertaining or simply unwinding in style. Cutting-edge technology seamlessly integrates with intuitive controls, ensuring every moment onboard is effortless and enjoyable. The SE provides the perfect platform for fostering connection and unforgettable moments.

